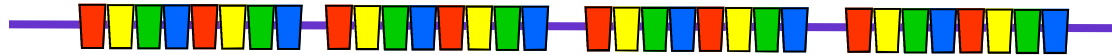


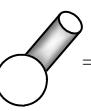





Battens

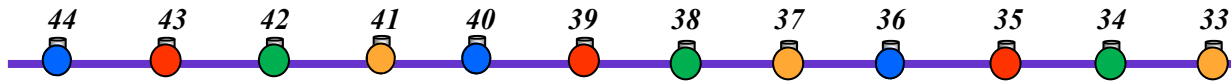
Red - 45, Yellow - 46, Green - 47, Blue - 48



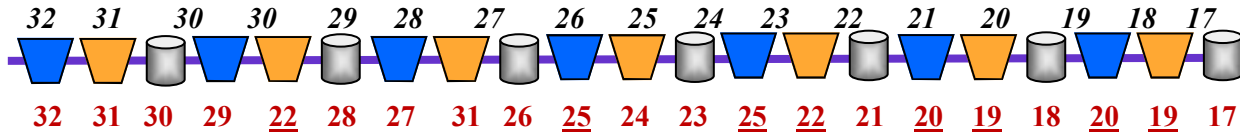
KEY

-  = Small Fresnel
-  = Large Fresnel
-  = 1k Zoom Spot
-  = 500w Flood
-  = 650w Minuet
-  = LED PAR Can

DEFAULT  
LANTERN  
POSITIONS  
STAGE  
  
(From Hall)



Stage Bar 2 - all lights face 45 degrees downwards and forwards



N.B. Stage Bar 1 just not visible behind Border whose bottom is at same height as bottom of Screen Housing.

Channels into which  
Lanterns are plugged.  
Underline means share  
channel.

